



IMBBS 2025-26 BATCH MONTH 10 SCHEDULE

BLOCK VI – PELVIS & PERINEUM, REPRODUCTION, NUTRITION, CANCER, DETOXIFICATION, ANTIOXIDANT SYSTEM

Time	DAY 2 29.06.2026 MONDAY	DAY 3 30.06.2026 TUESDAY	DAY 4 01.07.2026 WEDNESDAY	DAY 5 02.07.2026 THURSDAY	DAY 6 03.07.2026 FRIDAY	DAY 7 04.07.2026 SATURDAY
8-9 AM			S70 PRELIMS PRACTICAL DAY 1	S70 PRELIMS PRACTICAL DAY 2	S71 PRELIMS PRACTICAL DAY 3	S70 PRELIMS PRACTICAL DAY 4
9-11 AM						
11 AM - 12 noon						
1 - 2 PM						
2-4 PM						
Time	DAY 8 06.07.2026 MONDAY	DAY 9 07.07.2026 TUESDAY	DAY 1 08.07.2026 WEDNESDAY	DAY 2 09.07.2026 THURSDAY	DAY 3 10.07.2026 FRIDAY	11.07.2026 SATURDAY



IMBBS 2025-26 BATCH MONTH 10 SCHEDULE

BLOCK VI – PELVIS & PERINEUM, REPRODUCTION, NUTRITION, CANCER, DETOXIFICATION, ANTIOXIDANT SYSTEM

8-9 AM	S70 PRELIMS PRACTICAL DAY 5	S70 PRELIMS PRACTICAL DAY 6	S1 (L) AN 46.1-46.5 Male external genital organs	S6 (L) PY 9.3 Male Reproductive System	S10 (L) AN 52.2 Histology of Male reproductive system	HOLIDAY	
9-10AM 10-11AM			S2A (P) BLS	S2B (P) BC 14.4 Abnormal constituents of urine Revision	S11A (P) Hematology practical's revision		
11 AM – 12 noon			S3 (L) AN 52.8 Embryology – 1 Development of Male reproductive system – I	S7 (L) BC 13.1 Cancer, Oncogenes, Tumor markers, cancer therapy	S12 (L) AN 49.1,49.2, 49.3, 49.5 Perineum subdivision perineal body, Perineal pouches, perineal membrane		
1 – 2 PM			S4 (L) PY 9.1, 9.2 Puberty, Sex determination, Differentiation & Abnormalities, Effect of Removal of Gonads	S8 (L) AN 48.2 Prostate, seminal Vesicle and vas deferens	S13 (L) PY 9.4, 9.9 Female Reproductive System, Menopause		
2-4 PM			S5 (LG) AN 52.6, 49.4 Dissection – Male external genitalia – I	S9 (LG) AN 52.6, 49.4 Dissection – Male external genitalia – II	S14 (P) AN 48.2 Dissection –Perineum I		



I MBBS 2025-26 BATCH MONTH 10 SCHEDULE

BLOCK VI – PELVIS & PERINEUM, REPRODUCTION, NUTRITION, CANCER, DETOXIFICATION, ANTIOXIDANT SYSTEM

Time	DAY 4 13.07.2026 MONDAY	DAY 5 14.07.2026 TUESDAY	DAY 6 15.07.2026 WEDNESDAY	DAY 7 16.07.2026 THURSDAY	DAY 8 17.07.2026 FRIDAY	DAY 9 18.07.2026 SATURDAY
8-9 AM	S15 (L) BC 12.2, 12.3 Oxidative stress in diseases & antioxidant systems	S19 (L) AN 52.2 Histology Theory: Female Reproductive system- Ovary, uterus, fallopian tube, placenta, umbilical cord	S24(L) PY 9.6 Contraception	S28 (L) AN 52.8 Embryology - 2 Development of male reproductive system - II	S34 (L) BC 13.5 Artificial intelligence in clinical biochemistry	S40 (L) AN 54.1, 54.2, 54.3, 54.4, 54.5 Principles of plain & contrast radiology, CT.MRI, PET scan, digital subtraction angiography, plain x-ray art, special radiography of abdominal pelvic region, role of ERCP, CT abdomen, MRI Arteriography in radiography of Abdomen
9-11 AM	S11B (P) AN 52.2 Histology Practicals: Histology of Testis and Epididymis, Vas deferens and Penis	S20A (P) PY 10.19 Clinical Physiology Revision	S20B (P) AN 52.2 Histology Practicals: Histology of Female reproductive organs	S29 (L) 9-10 AM PY 9.10 Infertility	S35 (L) PY 5.12 Fetal and neonatal physiology	S41 (L) 9-10 AM BC 5.4, 5.5 Plasma proteins and immunoglobulins
				S30 (L) 10-11 AM BC 12.1 Xenobiotics	S36 (L) PY 12.5 Physiology of Infancy, growth charts, anthropometric assessments	S42 (L) PY 12.4 Obesity, metabolic syndrome
11 AM - 12 noon	S16 (L) AN 48.1 Pelvic fascia, muscles, pelvic diaphragm, sacral plexus	S21 (L) AN 48.2 Ovary and fallopian tube, vagina	S25 (L) BC 11.2 Reproductive hormones and markers, prenatal screening	S31 (L) PY 12.1, 5.12 Temperature regulation, cutaneous circulation	S37 (L) AN 52.8 Embryology- 3 Development of female Reproductive system -	S43 (L) PY 12.6 Physiology of ageing, free radicals and Anti-oxidants
1 - 2 PM	S17 (L) AN 48.2 Uterus and its support, gross anatomy	S22 (L) PY 9.5 Menstrual Cycle	S26 (L) PY 9.7, 9.8 Pregnancy , Parturition, Lactation, Pregnancy Test	S32 (L) PY 12.2 Adaptation to altered temperature, fever, cold injury, heat stroke	S38 (L) PY 12.3 Changes during Exercise, Effect of Physical training under different environmental conditions	S44 (L) BC 13.2 HIV and biochemical changes in AIDS
2-4 PM	S18 (P) AN 48.2 Dissection – Perineum II Osteology – Bony pelvis	S23 (P) Dissection – Female pelvic viscera – Ovary, Fallopian tube and Uterus	S27 (P) Dissection – Internal iliac vessels	S33 (P) Dissection – Pelvic wall and Pelvic diaphragm	S39 (P) Dissection – Sacral plexus and Sacroiliac joint	S45 (P) Dissection – Sagittal section of Male and Female pelvis



IMBBS 2025-26 BATCH MONTH 10 SCHEDULE

BLOCK VI – PELVIS & PERINEUM, REPRODUCTION, NUTRITION, CANCER, DETOXIFICATION, ANTIOXIDANT SYSTEM





Time	DAY 10 20.07.2026 MONDAY	DAY 11 21.07.2026 TUESDAY	DAY 12 22.07.2026 WEDNESDAY	DAY 13 23.07.2026 THURSDAY	DAY 14 24.07.2026 FRIDAY	25.07.2026 SATURDAY
8-9 AM	S46 (L) PY 12.7 Functions of brainstem, brain death	S51 (L) Reproduction Charts	BLOCK 6 TEST - FA	BLOCK 6 TEST - FA	BLOCK 6 TEST - FA	HOLIDAY
9-11 AM	S47 (P) Theory FA	S52(L) Theory revision Integrated Physiology S53(L) Theory revision Reproduction				
11 AM - 12 noon	S48 (L) PY 12.8 Yoga & Meditation	S54 (L) Block 6 MCQ Assessment/ Revision				
1 - 2 PM	S49 (L) Integrated Physiology Charts	S55 (L) Anatomy Theory Revision				
2-4 PM	S50 (P) Radiological Anatomy of Pelvis	S56 (P) PRACTICAL FA				

Anatomy	Physiology	Biochemistry	Community Medicine	Theory CIA	Practical CIA	L – Lecture, P – Practical, LG – Large Group, SG – Small Group, IL – Integrated Learning, CIA – Continuous Internal Assessment, FAP – Family Adoption
---------	------------	--------------	--------------------	------------	---------------	---



I MBBS 2025-26 BATCH MONTH 10 SCHEDULE

BLOCK VI – PELVIS & PERINEUM, REPRODUCTION, NUTRITION, CANCER, DETOXIFICATION, ANTIOXIDANT SYSTEM

ECE- Case resolution 	FAP – Family Adoption Program	AiTo AETCOM	Integrated Learning 	Mentor mentee meeting 	A/P/B SDL 	Program, ECE – Early Clinical Exposure, PCT – Part completion test, AETCOM – Attitude, Ethics & Communication, AiTo – Aligned and integrated topics, SDL – self-directed learning
--	-------------------------------------	--------------------	--	--	---	---

SRMCS&RI